

September 22, 2006

How To Generate MAS Licenses

What you need to get started

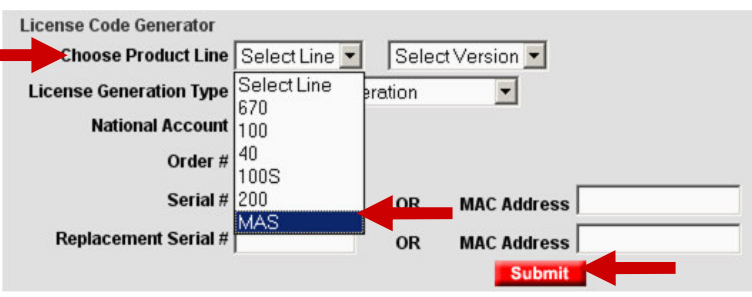
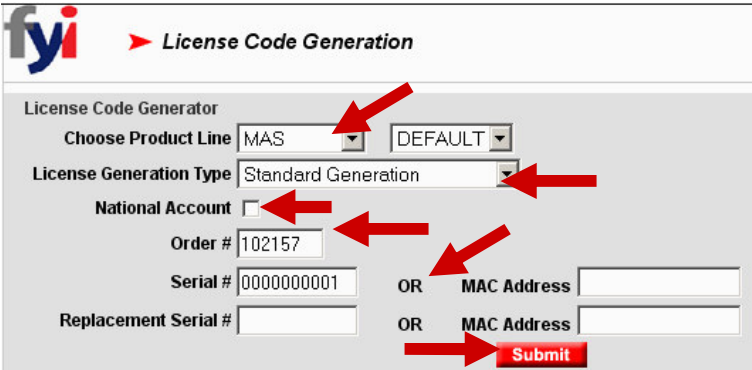
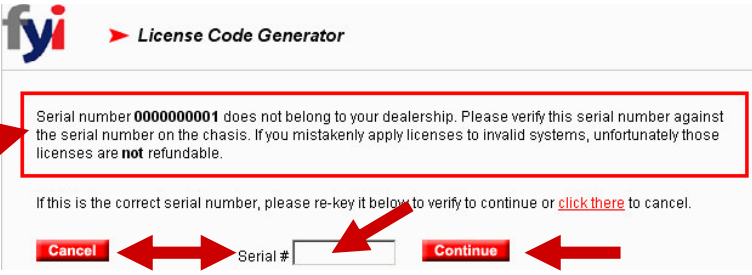
- National Accounts License Codes can be generated by either the Originating Dealer or Installing Dealer.
- To generate a license code, you will need the Order # for the license and the Serial # or the Mac Address of the primary NIC of the MAS server.
- Order # – An order # is issued to your dealership for every order placed. You will need to obtain the applicable license order # from your purchasing department. The order MUST be placed on FYI, passed through credit and the invoice generated before the license can be generated (please allow 24 hours).
- Serial #/ Mac Address - The Serial # is located on a sticker, on the top of the MAS server. To locate the MAC address, you must go to a DOS window on the MAS Server, type in "ipconfig/all" and locate the MAC address of the primary network card. Only the MAC address of the primary NIC is valid for license generation.

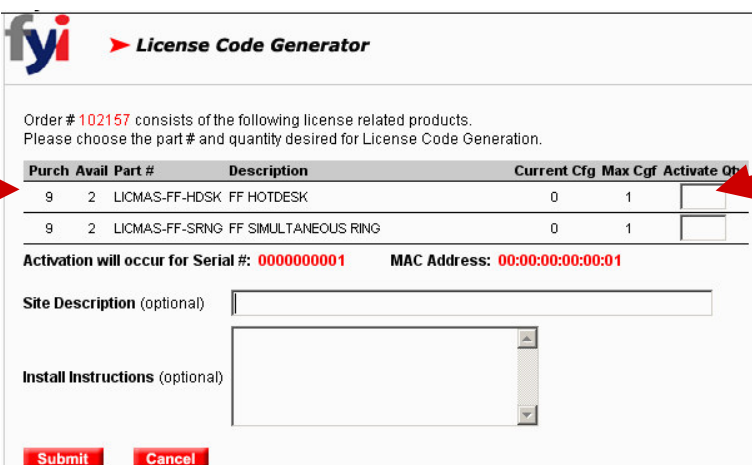
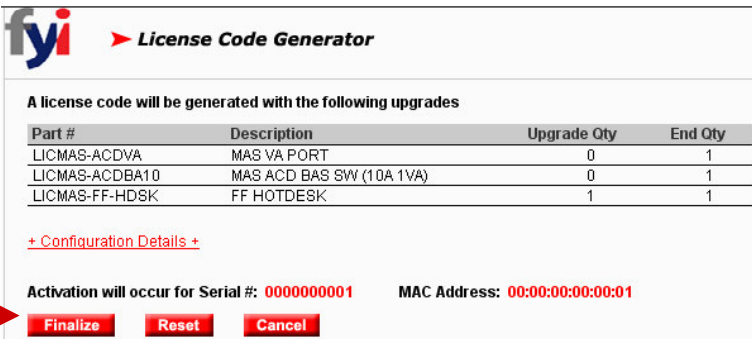
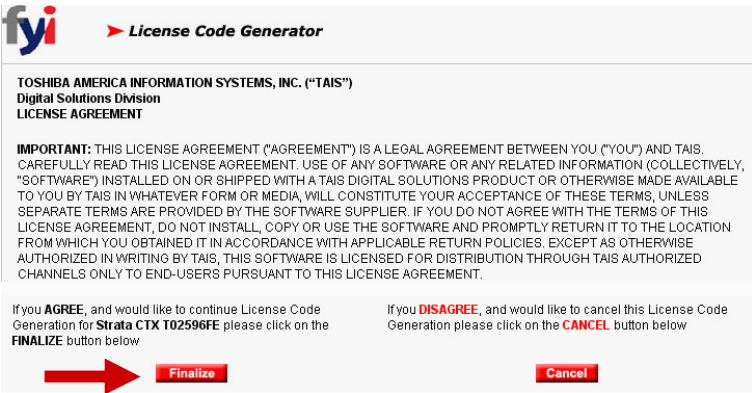
FYI License Code Generation Help Desk: (800) 645-6078

Pop-Up Blockers should be disabled before beginning this process

1.
 - Click on **License Codes**
 - Click on **Generation**

The screenshot shows the FYI website interface. At the top, it says "Welcome: Layman" and "Edit My Profile". A vertical navigation menu on the left lists various categories: FYI Home, Purchasing, Maintenance, Finance, Sales, Marketing, Documentation, Technical Services, Software (Strata Sys.), Software (Voice Proc.), Training, Directories, License Codes, and Admin. A red arrow points to "License Codes", and another red arrow points to "Generation" under the "License Codes" sub-menu. To the right of the menu is a promotional banner for "Call Center Solutions" with the text "New Pricing Makes Application Selling Easier!" and a list of features: 10 ACD Agents / Supervisors, 10 Net Phone Clients, 10 Chat Instant Messaging Clients, and myTASKE Reporter Software. A "Click to see all promotions >" link is at the bottom of the banner.

<p>2.</p> <ul style="list-style-type: none"> • Select the Product Line • Select the MAS 	
<p>3.</p> <ul style="list-style-type: none"> • Select Standard Generation • Check National Account if applicable • Enter the Order # • Enter the MAS Serial # OR the MAC Address • Click Submit 	
<p>4.</p> <ul style="list-style-type: none"> • If a serial number is entered that does not belong to your dealership, this warning will display. If you re-enter the serial number it will allow you to continue. Once the license has been generated, it CANNOT be returned or refunded. • Click Cancel to go back OR re-enter the Serial # • Click Continue 	

<p>5.</p> <ul style="list-style-type: none"> This page will display the Purchased quantity, Available quantity, Serial # and MAC Address Enter the quantity of licenses you need to activate under Activate Qty <p>NOTE:</p> <ul style="list-style-type: none"> If this is a National Account, the Activate Qty field is already populated and cannot be altered Site Description and Install instructions areas are designed for you to enter information to assist you Click Submit 	 <p>fyi > License Code Generator</p> <p>Order # 102157 consists of the following license related products. Please choose the part # and quantity desired for License Code Generation.</p> <table border="1"> <thead> <tr> <th>Purch</th> <th>Avail</th> <th>Part #</th> <th>Description</th> <th>Current Cfg</th> <th>Max Cfg</th> <th>Activate Qty</th> </tr> </thead> <tbody> <tr> <td>9</td> <td>2</td> <td>LICMAS-FF-HDSK</td> <td>FF HOTDESK</td> <td>0</td> <td>1</td> <td><input type="text"/></td> </tr> <tr> <td>9</td> <td>2</td> <td>LICMAS-FF-SRNG</td> <td>FF SIMULTANEOUS RING</td> <td>0</td> <td>1</td> <td><input type="text"/></td> </tr> </tbody> </table> <p>Activation will occur for Serial #: 000000001 MAC Address: 00:00:00:00:01</p> <p>Site Description (optional) <input type="text"/></p> <p>Install Instructions (optional) <input type="text"/></p> <p>Submit Cancel</p>	Purch	Avail	Part #	Description	Current Cfg	Max Cfg	Activate Qty	9	2	LICMAS-FF-HDSK	FF HOTDESK	0	1	<input type="text"/>	9	2	LICMAS-FF-SRNG	FF SIMULTANEOUS RING	0	1	<input type="text"/>
Purch	Avail	Part #	Description	Current Cfg	Max Cfg	Activate Qty																
9	2	LICMAS-FF-HDSK	FF HOTDESK	0	1	<input type="text"/>																
9	2	LICMAS-FF-SRNG	FF SIMULTANEOUS RING	0	1	<input type="text"/>																
<p>6.</p> <p>Verify information and click Finalize</p>	 <p>fyi > License Code Generator</p> <p>A license code will be generated with the following upgrades</p> <table border="1"> <thead> <tr> <th>Part #</th> <th>Description</th> <th>Upgrade Qty</th> <th>End Qty</th> </tr> </thead> <tbody> <tr> <td>LICMAS-ACDVA</td> <td>MAS VA PORT</td> <td>0</td> <td>1</td> </tr> <tr> <td>LICMAS-ACDBA10</td> <td>MAS ACD BAS SW (10A 1VA)</td> <td>0</td> <td>1</td> </tr> <tr> <td>LICMAS-FF-HDSK</td> <td>FF HOTDESK</td> <td>1</td> <td>1</td> </tr> </tbody> </table> <p>+ Configuration Details +</p> <p>Activation will occur for Serial #: 000000001 MAC Address: 00:00:00:00:01</p> <p>Finalize Reset Cancel</p>	Part #	Description	Upgrade Qty	End Qty	LICMAS-ACDVA	MAS VA PORT	0	1	LICMAS-ACDBA10	MAS ACD BAS SW (10A 1VA)	0	1	LICMAS-FF-HDSK	FF HOTDESK	1	1					
Part #	Description	Upgrade Qty	End Qty																			
LICMAS-ACDVA	MAS VA PORT	0	1																			
LICMAS-ACDBA10	MAS ACD BAS SW (10A 1VA)	0	1																			
LICMAS-FF-HDSK	FF HOTDESK	1	1																			
<p>7.</p> <ul style="list-style-type: none"> The License Agreement will display for you to read and agree Click Finalize 	 <p>fyi > License Code Generator</p> <p>TOSHIBA AMERICA INFORMATION SYSTEMS, INC. ("TAIS") Digital Solutions Division LICENSE AGREEMENT</p> <p>IMPORTANT: THIS LICENSE AGREEMENT ("AGREEMENT") IS A LEGAL AGREEMENT BETWEEN YOU ("YOU") AND TAIS. CAREFULLY READ THIS LICENSE AGREEMENT. USE OF ANY SOFTWARE OR ANY RELATED INFORMATION (COLLECTIVELY, "SOFTWARE") INSTALLED ON OR SHIPPED WITH A TAIS DIGITAL SOLUTIONS PRODUCT OR OTHERWISE MADE AVAILABLE TO YOU BY TAIS IN WHATEVER FORM OR MEDIA, WILL CONSTITUTE YOUR ACCEPTANCE OF THESE TERMS, UNLESS SEPARATE TERMS ARE PROVIDED BY THE SOFTWARE SUPPLIER. IF YOU DO NOT AGREE WITH THE TERMS OF THIS LICENSE AGREEMENT, DO NOT INSTALL, COPY OR USE THE SOFTWARE AND PROMPTLY RETURN IT TO THE LOCATION FROM WHICH YOU OBTAINED IT IN ACCORDANCE WITH APPLICABLE RETURN POLICIES. EXCEPT AS OTHERWISE AUTHORIZED IN WRITING BY TAIS, THIS SOFTWARE IS LICENSED FOR DISTRIBUTION THROUGH TAIS AUTHORIZED CHANNELS ONLY TO END-USERS PURSUANT TO THIS LICENSE AGREEMENT.</p> <p>If you AGREE, and would like to continue License Code Generation for Strata CTX T02596FE please click on the FINALIZE button below</p> <p>If you DISAGREE, and would like to cancel this License Code Generation please click on the CANCEL button below</p> <p>Finalize Cancel</p>																					

8.
 - License Display Page, displays all information for the generation
 - Click the **Download License File** or
 - Email file to technicians by
Entering up to four email addresses
and
click **Submit**
 - **Configuration Details** can be viewed by
clicking on the link
 - Click **Return** to generate another code or
click the left navigation bar for other options

fyi > License Display Page

The following refers to the license upgrade requested on, SEP 22, 2006 08:49, for the phone system associated with serial # **000000001**. The listed license parts and quantities, along with the previous configuration, are used to generate the following License. These functionalities are activated through the WinAdmin application.

****Important****

The license file must be either downloaded or e-mail. Pick your option below.

Product Line: MAS
 Processor Part Num: MAS-SRVR-2P4G80
 License code is only valid for Serial #: **000000001**
 Required Software Version: DEFAULT

License Code: ➔ **Download License File**

-OR-

Email Addresses: ➔
 ➔ **Submit**

Part #	Description	Order #	Ord Qty Activated	Config QTY
LICMAS-ACDBA10	MAS ACD BAS SW (10A 1VA)			1
LICMAS-ACDVA	MAS VA PORT			1
LICMAS-FF-HDSK	FF HOTDESK	102157	1	1

➔ [+ Configuration Details +](#)

➔ **Return**